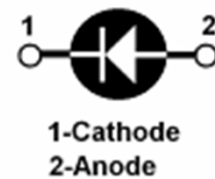



PRODUCT FEATURES

- Ultrafast Recovery Time
- Low Recovery Loss
- Soft Reverse Recovery Characteristics
- Low Leakage Current
- Low Forward Voltage
- High Surge Current Capability

APPLICATIONS

- Freewheeling, Snubber, Clamp
- Inversion Welder
- PFC
- Plating Power Supply
- Ultrasonic Cleaner and Welder
- Converter & Chopper
- UPS



DESCRIPTION

FRED from MacMic utilizes advanced processing techniques to achieve ultrafast recovery times and higher forward current. Its soft recovery characteristics and high reliability suit for wide industrial applications.

ABSOLUTE MAXIMUM RATINGS ($T_C=25^{\circ}\text{C}$ unless otherwise specified)

Symbol	Parameter/Test Conditions	Values	Unit	
V_R	Maximum D.C. Reverse Voltage	1200	V	
V_{RRM}	Maximum Repetitive Reverse Voltage			
$I_{F(AV)}$	Average Forward Current	$T_C=105^{\circ}\text{C}$	A	
$I_{F(RMS)}$	RMS Forward Current	$T_C=105^{\circ}\text{C}$		
I_{FSM}	Non Repetitive Surge Forward Current	$T_J=25^{\circ}\text{C}, t=10\text{ms}, 50\text{Hz}, \text{Sine}$		
P_D	Power Dissipation	375	W	
T_J	Junction Temperature	-55 to +175	$^{\circ}\text{C}$	
T_{STG}	Storage Temperature Range	-55 to +150	$^{\circ}\text{C}$	
Torque	To Heat Sink	Recommended (M3)	1.1	Nm
R_{thJC}	Junction to Case Thermal Resistance	0.4	$^{\circ}\text{C}/\text{W}$	
Weight		6	g	

ELECTRICAL CHARACTERISTICS ($T_C=25^{\circ}\text{C}$ unless otherwise specified)

Symbol	Parameter/Test Conditions	Min.	Typ.	Max.	Unit
I_{RM}	Maximum Reverse Leakage Current			$V_R=1200\text{V}$	10
				$V_R=1200\text{V}, T_J=150^{\circ}\text{C}$	500
V_F	Forward Voltage			$I_F=60\text{A}$	2.8
				$I_F=120\text{A}$	3.4
				$I_F=60\text{A}, T_J=150^{\circ}\text{C}$	2.05
t_{rr}	Reverse Recovery Time ($I_F=1\text{A}, dI_F/dt=-200\text{A}/\mu\text{s}, V_R=30\text{V}$)		30	40	ns
t_{rr}	Reverse Recovery Time ($I_F=0.5\text{A}, I_R=1\text{A}, I_{RR}=0.25\text{A}$)		55	65	ns

MacMic Science & Technology Co., Ltd.

Add: #18, Hua Shan Zhong Lu, New District, Changzhou City, Jiangsu Province, P. R. of China

Tel.: +86-519-85163708 Fax: +86-519-85162291 Post Code: 213022 Website: www.macmicst.com

ELECTRICAL CHARACTERISTICS ($T_C=25^{\circ}\text{C}$ unless otherwise specified)

Symbol	Parameter/Test Conditions	Min.	Typ.	Max.	Unit
t_{rr}	Reverse Recovery Time		320		ns
I_{RRM}	Maximum Reverse Recovery Current		5.6		A
Q_{RR}	Reverse Recovery Charge		600		nC
t_{rr}	Reverse Recovery Time		440		ns
I_{RRM}	Maximum Reverse Recovery Current		11.5		A
Q_{RR}	Reverse Recovery Charge		2100		nC
t_{rr}	Reverse Recovery Time		255		ns
I_{RRM}	Maximum Reverse Recovery Current		28.5		A
Q_{RR}	Reverse Recovery Charge		4200		nC

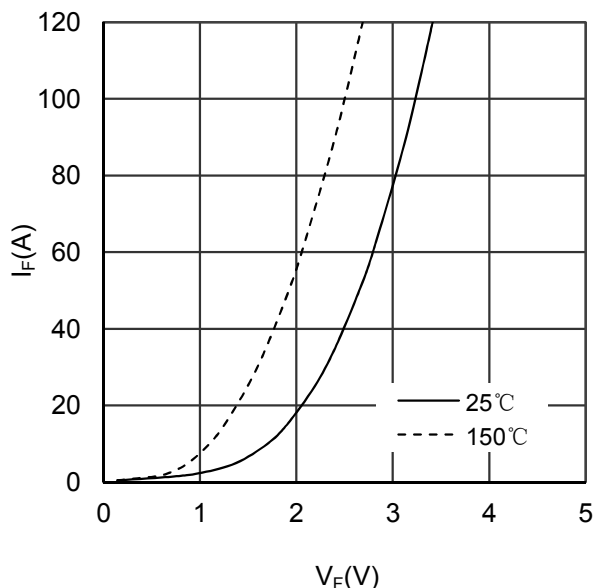


Figure 1. Forward Voltage Drop vs Forward Current

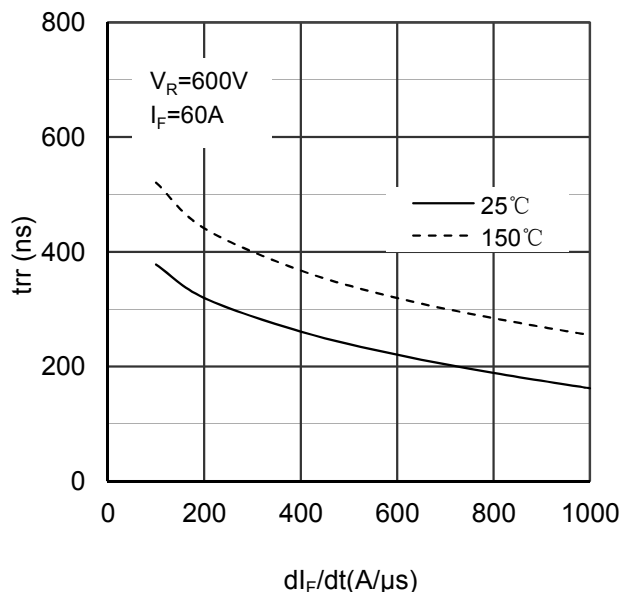


Figure 2. Reverse Recovery Time vs di_F/dt

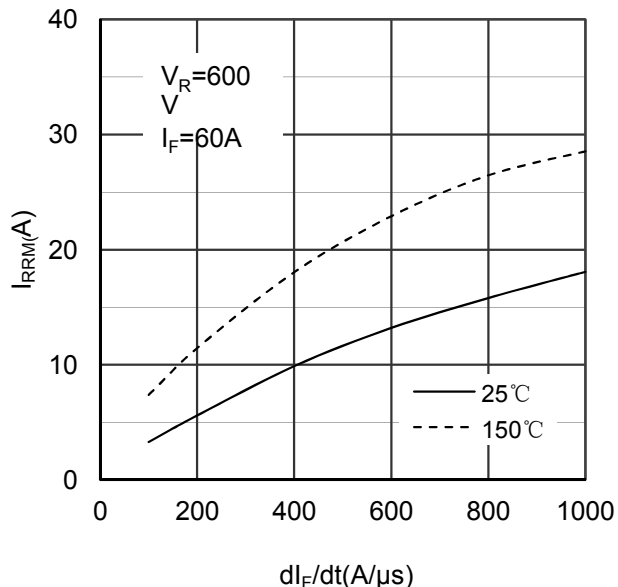


Figure 3. Reverse Recovery Current vs di_F/dt

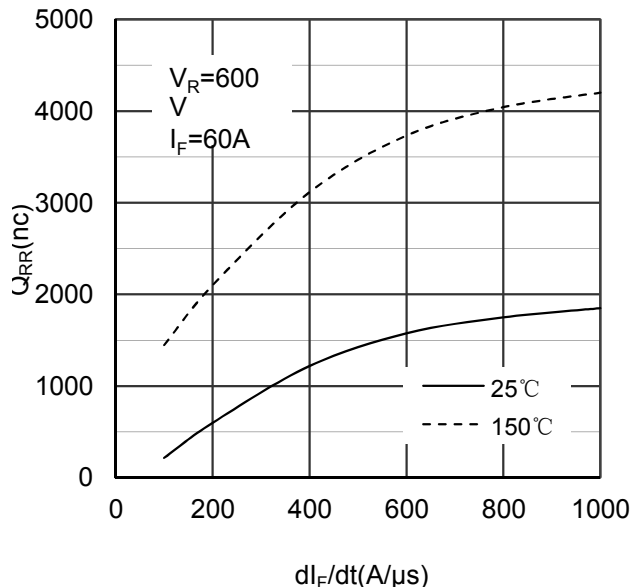


Figure 4. Reverse Recovery Charge vs di_F/dt

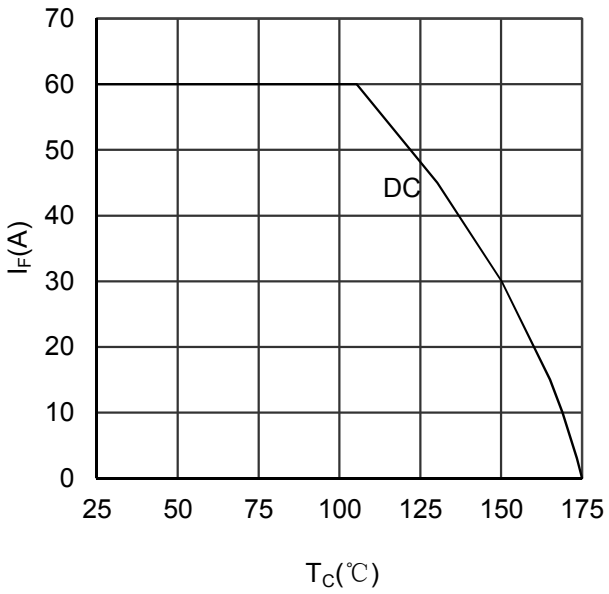


Figure 5. Forward current vs Case temperature

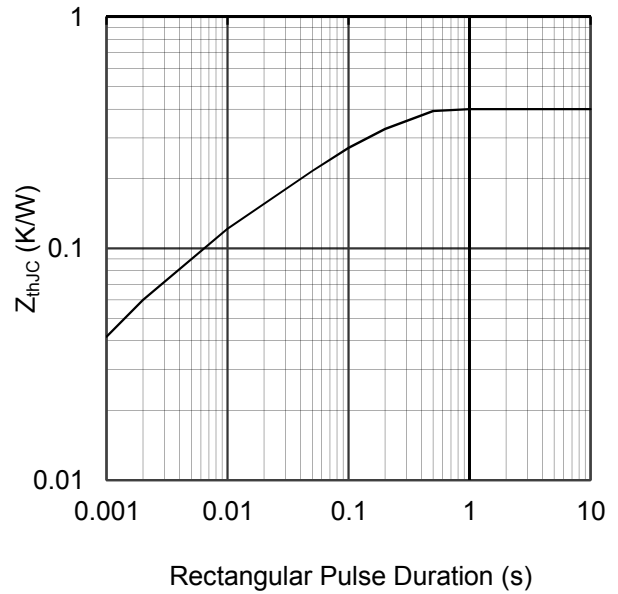


Figure 6. Transient Thermal Impedance

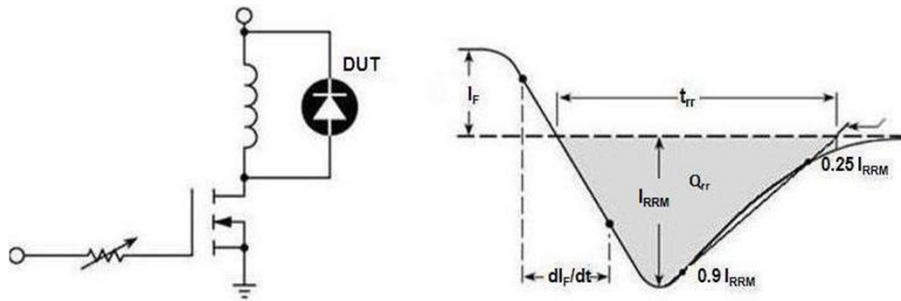
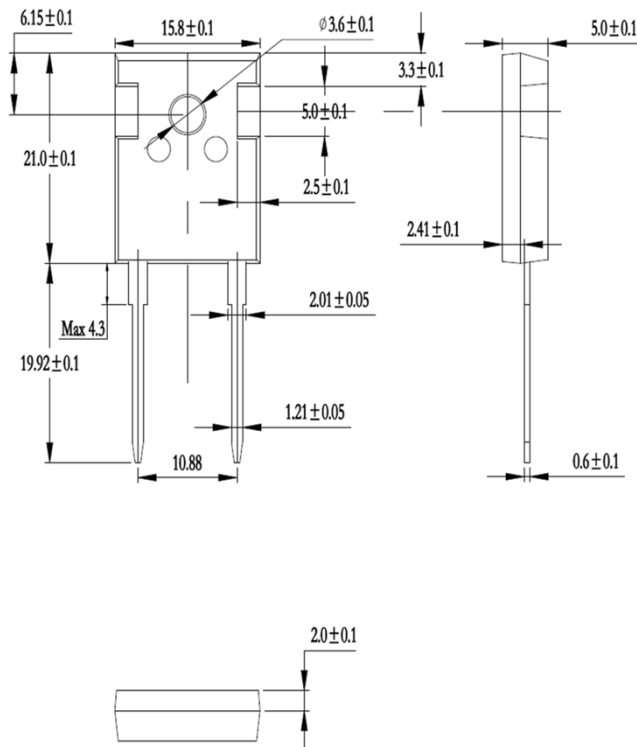


Figure 7. Diode Reverse Recovery Test Circuit and Waveform



Dimensions in (mm)
Figure 8. Package Outline