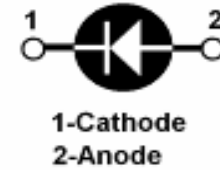



## PRODUCT FEATURES

- Ultrafast Recovery Time
- Low Recovery Loss
- Soft Reverse Recovery Characteristics
- Low Leakage Current
- Low Forward Voltage
- High Surge Current Capability

## APPLICATIONS

- Freewheeling, Snubber, Clamp
- Inversion Welder
- PFC
- Plating Power Supply
- Ultrasonic Cleaner and Welder
- Converter & Chopper
- UPS



## DESCRIPTION

FRED from MacMic utilizes advanced processing techniques to achieve ultrafast recovery times and higher forward current. Its soft recovery characteristics and high reliability suit for wide industrial applications.

## ABSOLUTE MAXIMUM RATINGS ( $T_C=25^\circ\text{C}$ unless otherwise specified)

Symbol	Parameter/Test Conditions		Values	Unit
$V_R$	Maximum D.C. Reverse Voltage		600	V
$V_{RRM}$	Maximum Repetitive Reverse Voltage			
$I_{F(AV)}$	Average Forward Current	$T_C=85^\circ\text{C}$	15	A
$I_{F(RMS)}$	RMS Forward Current	$T_C=85^\circ\text{C}$	21	
$I_{FSM}$	Non Repetitive Surge Forward Current	$T_J=25^\circ\text{C}, t=10\text{ms}, 50\text{Hz}, \text{Sine}$	150	
$P_D$	Power Dissipation		36	W
$T_J$	Junction Temperature		-55 to +150	$^\circ\text{C}$
$T_{STG}$	Storage Temperature Range		-55 to +125	$^\circ\text{C}$
Torque	To Heat Sink	Recommended (M3)	1.1	Nm
$R_{thJC}$	Junction to Case Thermal Resistance		3.5	$^\circ\text{C}/\text{W}$
Weight			2.5	g

## ELECTRICAL CHARACTERISTICS ( $T_C=25^\circ\text{C}$ unless otherwise specified)

Symbol	Parameter/Test Conditions		Min.	Typ.	Max.	Unit
$I_{RM}$	Maximum Reverse Leakage Current	$V_R = 600\text{V}$			10	$\mu\text{A}$
		$V_R = 600\text{V}, T_J = 125^\circ\text{C}$			1	mA
$V_F$	Forward Voltage	$I_F=15\text{A}$		1.3	1.5	V
		$I_F=15\text{A}, T_J=125^\circ\text{C}$		1.15		
$t_{rr}$	Reverse Recovery Time ( $I_F = 1\text{A}, di_F/dt = -200\text{A}/\mu\text{s}, V_R = 30\text{V}$ )			21	25	ns
$t_{rr}$	Reverse Recovery Time ( $I_F = 0.5\text{A}, I_R=1\text{A}, I_{RR} = 0.25\text{A}$ )			30	40	ns

MacMic Science & Technology Co., Ltd.

Add: #18, Hua Shan Zhong Lu, New District, Changzhou City, Jiangsu Province, P. R. of China

Tel.: +86-519-85163708 Fax: +86-519-85162291 Post Code: 213022 Website: www.macmicst.com

**ELECTRICAL CHARACTERISTICS** ( $T_C=25^\circ\text{C}$  unless otherwise specified)

Symbol	Parameter/Test Conditions	Min.	Typ.	Max.	Unit
$t_{rr}$	Reverse Recovery Time		120		ns
$I_{RRM}$	Maximum Reverse Recovery Current		4.6		A
$Q_{RR}$	Reverse Recovery Charge		52		nC
$t_{rr}$	Reverse Recovery Time		180		ns
$I_{RRM}$	Maximum Reverse Recovery Current		8.4		A
$Q_{RR}$	Reverse Recovery Charge		213		nC

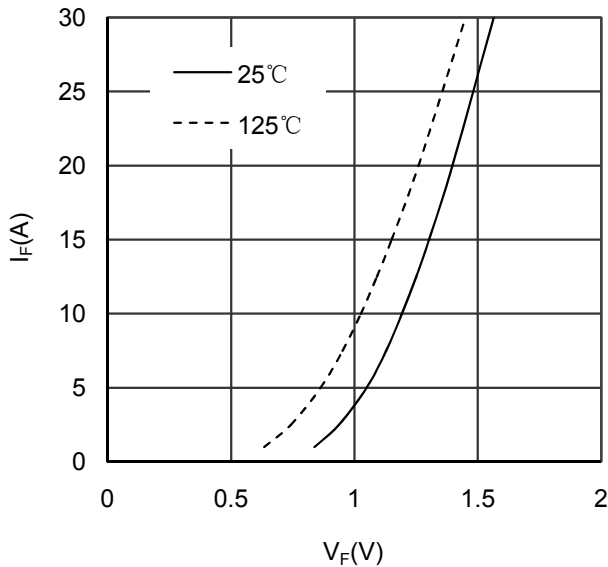


Figure 1. Forward Voltage Drop vs Forward Current

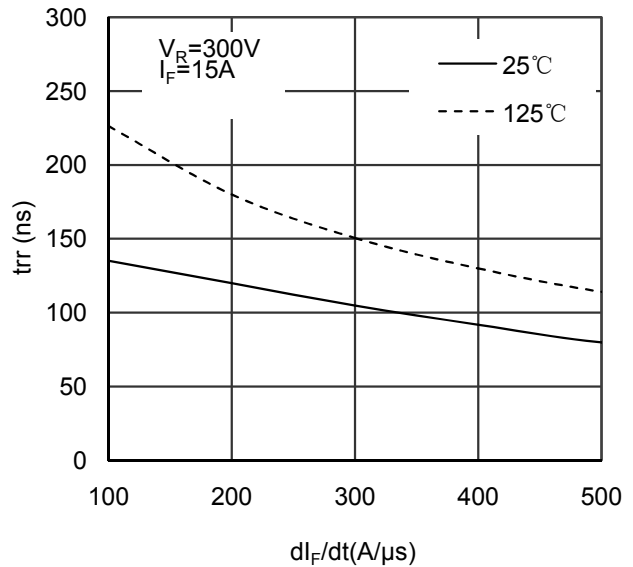


Figure 2. Reverse Recovery Time vs  $dI_F/dt$

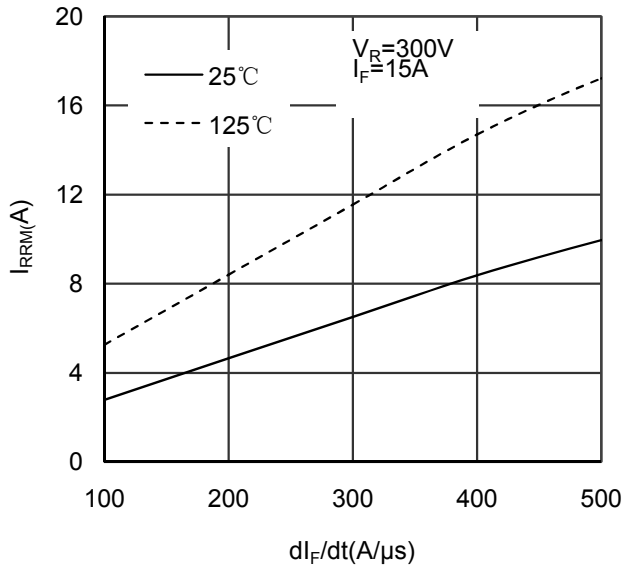


Figure 3. Reverse Recovery Current vs  $dI_F/dt$

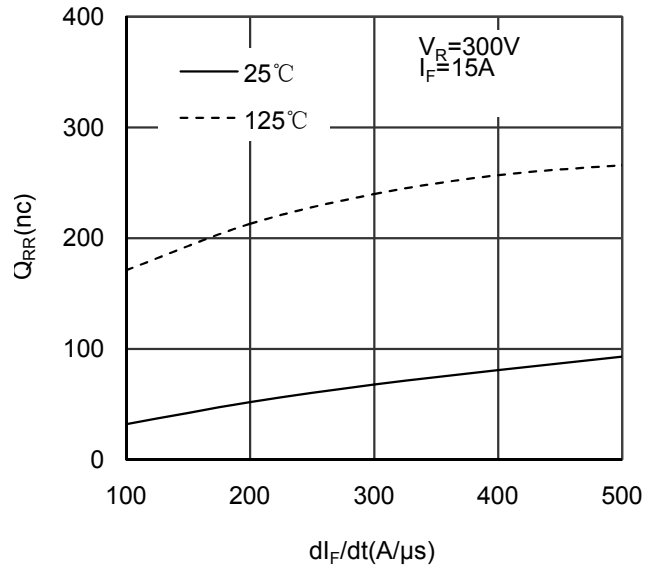


Figure 4. Reverse Recovery Charge vs  $dI_F/dt$

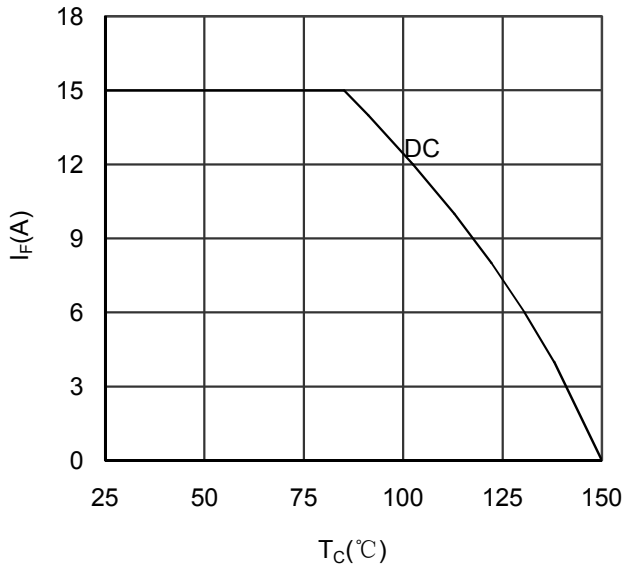


Figure 5. Forward current vs Case temperature

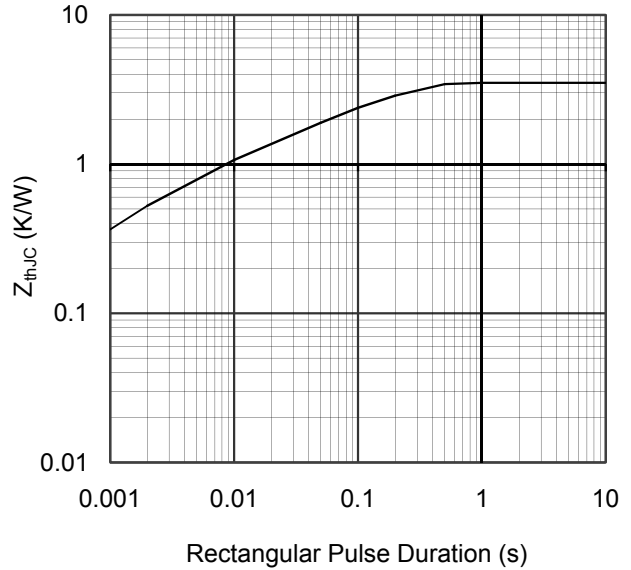


Figure 6. Transient Thermal Impedance

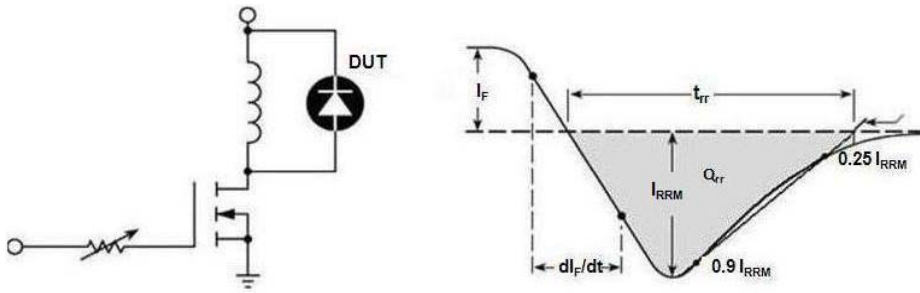
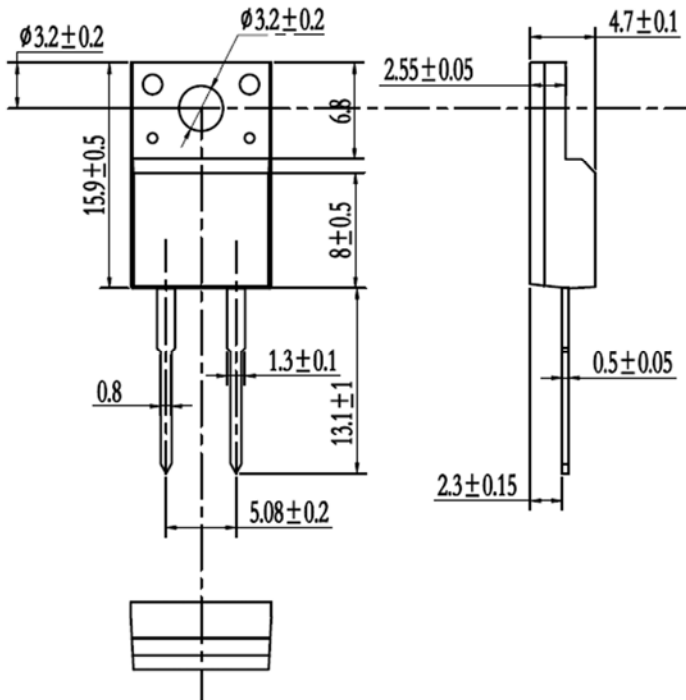


Figure 7. Diode Reverse Recovery Test Circuit and Waveform



Dimensions in (mm)  
Figure 8. Package Outline